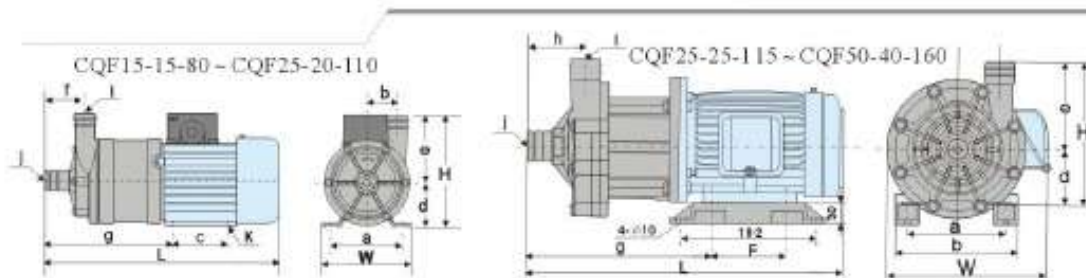
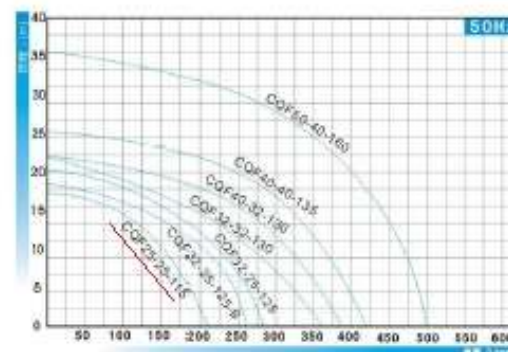
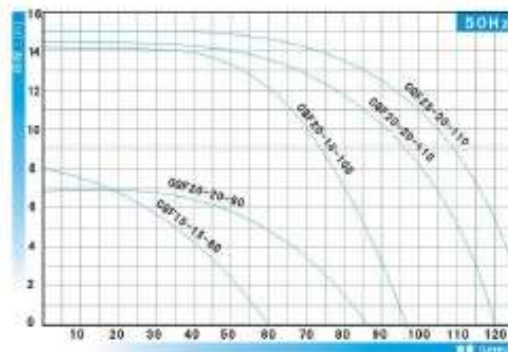
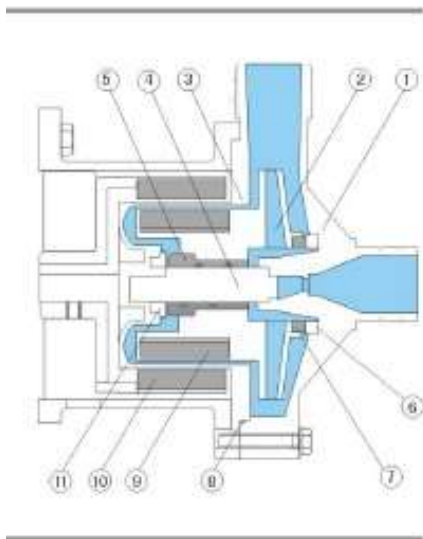


CQF

CQF Series Magnetic Pump





| | W | H | L | a | b | c | d | e | f | g | i | j | K |
|--------------|-----|-----|-----|-----|------|----|----|-----|----|-------|----|----|------|
| CQF15-15-80 | 112 | 138 | 307 | 90 | 38 | 71 | 56 | 82 | 52 | 170 | 15 | 15 | 4-∅7 |
| CQF20-20-80 | 112 | 141 | 305 | 90 | 38 | 71 | 56 | 85 | 53 | 167 | 20 | 20 | 4-∅7 |
| CQF20-15-105 | 135 | 165 | 363 | 117 | 50 | 90 | 71 | 95 | 54 | 187 | 15 | 20 | 4-∅7 |
| CQF20-20-110 | 135 | 171 | 397 | 112 | 48 | 90 | 71 | 101 | 68 | 221.5 | 20 | 20 | 4-∅8 |
| CQF25-20-110 | 138 | 183 | 384 | 113 | 52.5 | 90 | 71 | 110 | 67 | 215 | 20 | 25 | 4-∅9 |

| | W | H | L | a | b | c | d | e | f | g | h | i | j | K |
|----------------|-----|-----|-----|-----|-----|----|----|-----|-----|-----|----|----|----|-------|
| CQF25-25-115 | 228 | 210 | 465 | 125 | 165 | 50 | 80 | 130 | 100 | 264 | 79 | 25 | 25 | 4-∅10 |
| CQF32-25-125-B | 228 | 210 | 465 | 125 | 165 | 50 | 80 | 130 | 100 | 264 | 79 | 25 | 32 | 4-∅10 |
| CQF32-25-125 | 228 | 206 | 465 | 125 | 165 | 60 | 80 | 126 | 100 | 268 | 80 | 25 | 32 | 4-∅10 |
| CQF32-32-130 | 228 | 206 | 465 | 125 | 165 | 60 | 80 | 126 | 100 | 268 | 80 | 32 | 32 | 4-∅10 |
| CQF40-32-130 | 245 | 216 | 475 | 140 | 180 | 60 | 80 | 126 | 100 | 270 | 80 | 32 | 40 | 4-∅10 |
| CQF40-40-135 | 245 | 240 | 535 | 140 | 180 | 56 | 80 | 140 | 125 | 300 | 96 | 40 | 40 | 4-∅10 |
| CQF50-40-160 | 305 | 274 | 615 | 140 | 230 | 91 | 80 | 158 | 140 | 342 | 91 | 40 | 50 | 4-∅12 |

CQF

CQF Specification

| Model | In/out diameter | | Hose connection | | Maximum output | | Standard output | | Motor | |
|--------------|-----------------|----------------|-----------------|------------------|-----------------|-------------|-----------------|-------------|----------------|--------------|
| | Inlet (mm) | Outlet (mm) | Inlet (Inch) | Outlet (Inch) | Flow (L/min) | Head (m) | Flow (L/min) | Head (m) | Voltage (V) | Power (W) |
| CQF40-40-135 | 40 | 40 | 52 | 52 | 390 | 24 | 350 | 12 | 380 | 2.2 |
| CQF32-25-125 | 32 | 25 | 42 | 33 | 250 | 19 | 180 | 12 | 380 | 0.75 |

