



<https://www.dog.cl/> e mail 'dog@dog.cl' Whatsapp +569 4982 6978

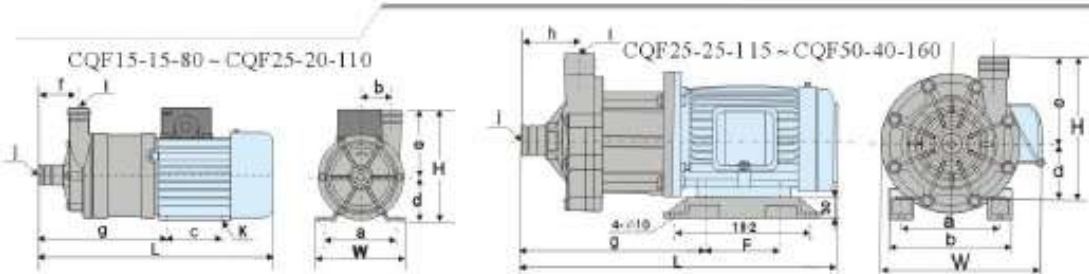
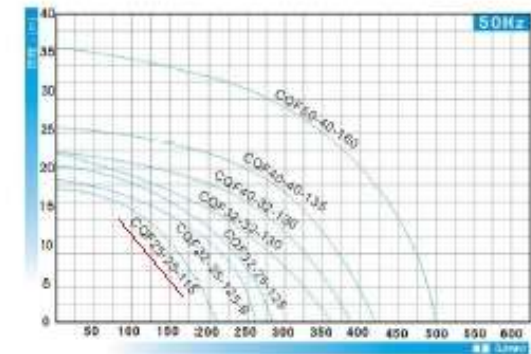
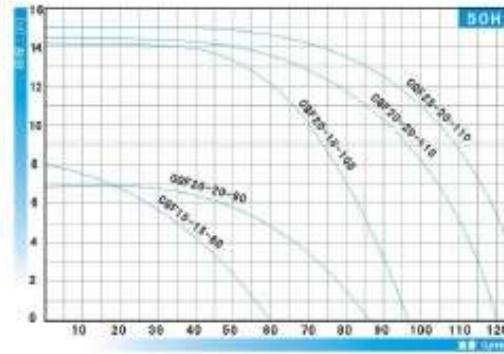
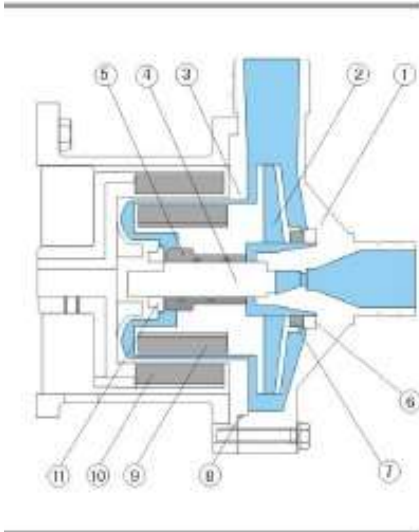
# CQF

## CQF Series Magnetic Pump





<https://www.dog.cl/> e mail 'dog@dog.cl' Whatsapp +569 4982 6978



	W	H	L	a	b	c	d	e	f	g	i	j	K
CQF15-15-80	112	138	307	90	38	71	56	82	52	170	15	15	4-∅7
CQF20-20-80	112	141	305	90	38	71	56	85	53	167	20	20	4-∅7
CQF20-15-105	135	165	363	110	50	90	71	95	54	187	15	20	4-∅7
CQF20-20-110	135	171	397	112	48	90	71	101	68	221.5	20	20	4-∅8
CQF25-20-110	138	183	384	113	52.5	90	71	110	67	215	20	25	4-∅9

	W	H	L	a	b	c	d	e	f	g	h	i	j	K
CQF25-25-115	228	210	465	125	165	50	80	130	100	264	79	25	25	4-∅10
CQF32-25-125-B	228	210	465	125	165	50	80	130	100	264	79	25	32	4-∅10
CQF32-25-125	228	206	465	125	165	60	80	126	100	268	80	25	32	4-∅10
CQF32-32-130	228	206	465	125	165	60	80	126	100	268	80	32	32	4-∅10
CQF40-32-130	245	216	475	140	180	60	80	126	100	270	80	32	40	4-∅10
CQF40-40-135	245	240	535	140	180	56	80	140	125	300	96	40	40	4-∅10
CQF50-40-160	305	274	615	140	230	91	80	158	140	342	91	40	50	4-∅12



<https://www.dog.cl/> e mail 'dog@dog.cl' Whatsapp +569 4982 6978

## CQF CQF Specification

Model	In/out diameter	Hose connection		Maximum output		Standard output		Motor	
	Inlet × Outlet (mm) × (mm)	Inlet (Inch)	Outlet (Inch)	Flow (L/min)	Head (m)	Flow (L/min)	Head (m)	Voltage (V)	Power (W)
CQF40-40-135	40 × 40	52	52	390	24	350	12	380	2.2
CQF32-25-125	32 × 25	42	33	250	19	180	12	380	0.75



<https://www.dog.cl/> e mail 'dog@dog.cl' Whatsapp +569 4982 6978

